



# Ultrabond ECO<sup>®</sup> 300

## Professional Adhesive for Solid Vinyl and Rubber Flooring



### DESCRIPTION

*Ultrabond ECO 300* is a hard-set acrylic adhesive that locks flooring into place while offering excellent indentation resistance. *Ultrabond ECO 300* develops a strong bond to limit flooring movement, offers outstanding compatibility with vinyl and rubber flooring, and will not stain.

### FEATURES AND BENEFITS

- Plasticizer migration resistant for use with all solid vinyl and rubber flooring
- Easy trowelability for quick installation
- CRI Green Label Plus certified

### INDUSTRY STANDARDS AND APPROVALS

- CRI Green Label Plus #GLP12617. Refer to CRI website at [www.carpet-rug.org](http://www.carpet-rug.org) for additional information.
- RFCI IP #1, Recommended Installation Practice for Homogeneous Sheet Flooring
- RFCI IP #2, Recommended Installation Practice for Vinyl Composition Tile (VCT)
- CRI #104, Standard for Installation Specification of Commercial Carpet

LEED v4 Points Contribution

LEED Points

Health Product Declaration (HPD)\* ..... Up to 2 points

*\* Using this product may help contribute to LEED certification of projects in the category shown above. Points are awarded based on contributions of all project materials.*

### Additional Green Certifications

- CRI Green Label Plus #GLP12617. Refer to the CRI Website at [www.carpet-rug.org](http://www.carpet-rug.org) for additional information.
- Living Building Challenge (LBC) Red List Free: This product has been verified per the most current Red List on the LBC website.

### WHERE TO USE

- For the installation of solid vinyl sheet, tile and plank, rubber sheet and tile, vinyl composition tile (VCT) and carpet with solid vinyl backings on porous substrates only
- Interior residential (rental apartments, condominiums and homes)
- Interior commercial (office buildings, cafeterias, hotel rooms/hallways and restaurant dining areas)
- Interior heavy commercial (shopping malls, grocery stores and department stores)
- Interior institutional (hospitals, schools, universities, libraries and government buildings)

### LIMITATIONS

- Do not install over any substrates containing asbestos.
- For interior installations only
- Do not use to install nonporous floor coverings over nonporous surfaces.
- Do not apply over any adhesive residues including cutback adhesive.



- Do not install when the moisture vapor emission rate (MVER) exceeds 5 lbs. per 1,000 sq. ft. (2,27 kg per 92,9 m<sup>2</sup>) per 24 hours, when using the anhydrous calcium chloride test (ASTM F1869).
- Do not install when relative humidity of concrete slabs exceeds 80% (ASTM F2170).
- Use only when the substrate temperature is between 50°F and 90°F (10°C and 32°C).

### **SUITABLE SUBSTRATES**

- Exterior-grade plywood, Group 1, CC type
- Other approved wood underlayments (per manufacturer recommendations)
- Concrete and properly prepared cement terrazzo
- Cement-based self-leveling underlayments and patching compounds
- Embossing levelers applied over existing, properly prepared and fully bonded ceramic tile and fully bonded VCT – one layer only
- Properly prepared and primed gypsum underlayments that meet the ASTM F2419 requirements for compressive strength
- Radiant-heat systems that have been properly installed

Consult MAPEI's Technical Services Department for installation recommendations regarding substrates and conditions not listed.

### **SURFACE PREPARATION**

- All substrates must be structurally sound, dry, solid and stable.
- Substrate should be clean and free of dust, dirt, oil, grease, paint, curing agents, concrete sealers, loosely bonded toppings, loose particles, old adhesive residues, and any other substance or condition that may prevent or reduce adhesion. All surfaces must be level, even, flat and smooth.

### **MIXING**

Choose all appropriate safety equipment before use. Refer to the Safety Data Sheet for details.

- Ready to use; no mixing necessary

### **PRODUCT APPLICATION**

Read all installation instructions thoroughly before installation.

1. Select the appropriately notched trowel (see "Approximate Coverage" section).
2. Spread adhesive evenly over the subfloor, keeping the trowel at a 45-degree angle to the subfloor.
3. For working time and flash time, refer to "Application Table."

4. Install flooring into wet adhesive on porous floors only. Do not apply more adhesive than can be installed into within 15 to 20 minutes.
5. Roll the flooring with the recommended-weight roller across the width and length of the flooring surface.

### **CLEANUP**

1. Promptly clean any adhesive smudges from the flooring material's surface with water while the adhesive is still fresh/wet.
2. Clean tools with water while the adhesive is still fresh/wet. Clean with mineral spirits once dried. Use caution with mineral spirits, which may be harmful to some materials.

## Product Performance Properties

Laboratory Tests	Results
Polymer type	Vinyl acrylic
Percent solids	60% to 75%
VOCs (Rule #1168 of California's SCAQMD)	29 g per L
VOCs (Section 01350 of California's CDPH)	Passed
pH	7 to 10
Density	10.8 lbs. per U.S. gal. (4,90 kg per 3,79 L), (+/- 0,8); 1.3 g per mL (+/- 0.1)
Flash point (ASTM D56)	> 212°F (100°C)

## Product Characteristics and Application Properties

Shelf life	2 years when stored in original, unopened packaging at 73°F (23°C)
Physical state	Vinyl acrylic
Consistency	Buttery
Color	Off-white
Trowelability	Light
Storage conditions	40°F to 100°F (4°C to 38°C)
Protect from traffic	24 hours for light traffic, 72 hours for heavy traffic

Protect containers from freezing in transit and storage. Provide for heated storage on site and deliver all materials at least 24 hours before work begins.

## Application Table

Application Characteristics over Porous Substrates		
	Flash Time <sup>†</sup>	Working Time <sup>††</sup>
Solid vinyl sheet	0 minutes	15 to 20 minutes
Vinyl tile	0 minutes	15 to 20 minutes
Vinyl plank	0 minutes	15 to 20 minutes
Vinyl-backed carpet	0 minutes	15 to 20 minutes

<sup>†</sup> Flash time is the waiting time required before installing flooring.

<sup>††</sup> Working time is the window of time for the adhesive to accept flooring.

Flash time and working time may vary based on temperature, humidity, substrate porosity, trowel size and jobsite conditions.




## Packaging

Size
Pail: 1 U.S. qt. (946 mL), Canada only
Pail: 1 U.S. gal. (3,79 L)
Pail: 4 U.S. gals. (15,1 L)

Ultrabond  
**ECO® 300**



### Approximate Coverage\*

Flooring Type	Typical Trowel	Coverage
Vinyl and rubber sheet/tile	1/32" x 1/16" x 1/32" (1 x 1,5 x 1 mm) 	185 to 245 sq. ft. per U.S. gal. (17,2 to 22,8 m <sup>2</sup> per 3,79 L)
	1/16" x 1/16" x 1/16" (1,5 x 1,5 x 1,5 mm) 	125 to 185 sq. ft. per U.S. gal. (11,6 to 17,2 m <sup>2</sup> per 3,79 L)
Vinyl-backed carpet	1/16" x 1/16" x 1/16" (1,5 x 1,5 x 1,5 mm) 	125 to 185 sq. ft. per U.S. gal. (11,6 to 17,2 m <sup>2</sup> per 3,79 L)

\* Trowel dimensions are depth/width/space. Coverage shown is for estimating purposes only. Actual jobsite coverages may vary according to substrate conditions, type of trowel used and setting practices.

### RELATED DOCUMENTS

Reference Guide: Surface Preparation Requirements for floor-covering installation systems	RGF0409**
---	-----------

\*\* At [www.mapei.com](http://www.mapei.com)

Refer to the SDS for specific data related to health and safety as well as product handling.

### LEGAL NOTICE

The contents of this Technical Data Sheet ("TDS") may be copied into another project-related document, but the resulting document shall not supplement or replace requirements per the TDS in effect at the time of the MAPEI product installation. For the most up-to-date TDS and warranty information, please visit our website at

[www.mapei.com](http://www.mapei.com). **ANY ALTERATIONS TO THE WORDING OR REQUIREMENTS CONTAINED IN OR DERIVED FROM THIS TDS SHALL VOID ALL RELATED MAPEI WARRANTIES.** Before using, the user must determine the suitability of our products for the intended use,

and the user alone assumes all risks and liability. **ANY CLAIM SHALL BE DEEMED WAIVED UNLESS MADE IN WRITING TO US WITHIN FIFTEEN (15) DAYS FROM DATE IT WAS, OR REASONABLY SHOULD HAVE BEEN, DISCOVERED.**

We proudly support the following industry organizations:



**MAPEI Headquarters of the Americas**  
1144 East Newport Center Drive  
Deerfield Beach, Florida 33442  
1-888-US-MAPEI (1-888-876-2734) /  
(954) 246-8888

**Technical Services**  
1-800-992-6273 (U.S. and Puerto Rico)  
1-800-361-9309 (Canada)  
**Customer Service**  
1-800-42-MAPEI (1-800-426-2734)

**Services in Mexico**  
0-1-800-MX-MAPEI (0-1-800-696-2734)  
**Edition Date:** January 11, 2017  
PR: 522 MKT: 17-1001